

SEASON #34 (WINTER 2012 ICE) PLAYER STATS:



SEASON #34 (WINTER 2012 ICE) SEASON STANDINGS:

REGULAR SEASON: Sunday Division

| Team | GP | W | L | SOL | PTS | GF | GA | GD | GFA | GAA | PIM |
|-------------|----|----|----|-----|-----|-----|-----|------|------|------|-----|
| Auto Fix It | 21 | 17 | 3 | 1 | 35 | 134 | 77 | 57 | 6.38 | 3.66 | 98 |
| WM Masonry | 21 | 17 | 4 | 0 | 34 | 164 | 86 | 78 | 7.81 | 4.10 | 96 |
| Deke Squad | 21 | 15 | 5 | 1 | 31 | 148 | 86 | 62 | 7.04 | 4.10 | 82 |
| Agape | 21 | 13 | 8 | 0 | 26 | 118 | 104 | 14 | 5.62 | 4.95 | 149 |
| Phantoms | 21 | 9 | 11 | 1 | 19 | 125 | 97 | 28 | 5.95 | 4.62 | 136 |
| Pioneer | 21 | 6 | 15 | 0 | 12 | 93 | 146 | -53 | 4.42 | 6.95 | 56 |
| Bob's Bar | 21 | 5 | 16 | 0 | 10 | 72 | 114 | -42 | 3.42 | 5.43 | 109 |
| Chillers | 21 | 2 | 19 | 0 | 4 | 48 | 192 | -144 | 2.29 | 9.14 | 98 |

GP= Games Played
W= Wins
L= Losses

SOL= Shoot-Out Losses
PTS= Points
GF= Goals For (Scored)

GA= Goals Against
GD= Goal Difference
GFA= Average Goals For

GAA= Goals Against Average
PIM= Penalty Minutes

PHANTOM SCHEDULE: WINTER 2012

| DATE: | TIME: | BEER SCHEDULE: | TEAM: | TEAM: |
|---------------|--------|-----------------|-------------|--------------------|
| Oct 7, '12 | 9:30pm | Matt Zehr | PHANTOMS 11 | vs. Chillers 1 |
| Oct 14, '12 | 6:00pm | Casey Rosenberg | PHANTOMS 9 | vs. Agape 1 |
| Oct 21, '12 | 7:10pm | Matt Mead | PHANTOMS 8 | vs. Pioneer 2 |
| Oct 28, '12 | 7:10pm | Kyle Clark | PHANTOMS 3 | vs. WM Masonry 10 |
| Nov 4, '12 | 9:30pm | Keith Moorman | PHANTOMS 3 | vs. Deke Squad 12 |
| Nov 11, '12 | 8:20pm | Brad Zehr | PHANTOMS 10 | vs. Bob's Bar 4 |
| Nov 18, '12 | 7:10pm | Kevin Wootton | PHANTOMS 2 | vs. AFI 4 |
| Nov 25, '12 | 6:00pm | Trent Kik | PHANTOMS 7 | vs. Agape 9 |
| Dec 2, '12 | 8:20pm | Tim Vanoverloop | PHANTOMS 4 | vs. AFI 6 |
| Dec 9, '12 | 7:10pm | Kevin Wootton | PHANTOMS 4 | vs. Bob's Bar 1 |
| Dec 16, '12 | 6:00pm | Todd Vanderlaan | PHANTOMS 14 | vs. Chillers 0 |
| Jan 6, '13 | 9:30pm | Matt Zehr | PHANTOMS 11 | vs. Pioneer 3 |
| Jan 13, '13 | 8:20pm | Casey Rosenberg | PHANTOMS 3 | vs. Agape 4 |
| Jan 20, '13 | 7:10pm | Kyle Clark | PHANTOMS 5 | vs. Deke Squad 9 |
| Feb 10, '13 | 9:30pm | Keith Moorman | PHANTOMS 2 | vs. AFI 6 |
| Feb 17, '13 | 8:20pm | Brad Zehr | PHANTOMS 3 | vs. Bob's Bar 4 SO |
| Feb 24, '13 | 8:20pm | Kevin Wootton | PHANTOMS 4 | vs. WM Masonry 8 |
| Mar 3, '13 | 7:10pm | Trent Kik | PHANTOMS 6 | vs. Pioneer 4 |
| Mar 10, '13 | 6:00pm | Tim Vanoverloop | PHANTOMS 2 | vs. Deke Squad 4 |
| Mar 24, '13 | 9:30pm | Todd Vanderlaan | PHANTOMS 8 | vs. Chillers 0 |
| Thurs. Mar 28 | 7:00pm | Brad Zehr | PHANTOMS 6 | vs. WM Masonry 7 |
| Apr 7, '13 | 8:20pm | Matt Zehr | PHANTOMS 10 | vs. Chillers 0 |
| Apr 14, '13 | 8:20pm | Kyle Clark | PHANTOMS 14 | vs. Chillers 2 |
| April 21, '13 | 7:10pm | Kevin Wootton | PHANTOMS 5 | vs. Bob's Bar 4 |
| April 28, '13 | 7:10pm | Trent Kik | PHANTOMS 5 | vs. Bob's Bar 2 |

Phantoms (5th Seed) Defeat Bob's Bar 2-0 (7th Seed) in Best-of-Three Series to Capture Division 2/Toilet Cup Championship during the Winter 2012 Season at Walker Ice & Fitness.





POST-SEASON FORMAT: WINTER 2012

For the Post-Season, Walker Ice & Fitness broke the 8-teams down into two brackets based on the regular season finish (top four teams into 'A-Bracket' and bottom four teams into 'B-Bracket'. Each series in each bracket was Best-of-Three Games.









'A-Bracket' (Winners Bracket)

AFI Won 2-0
Game 1: 8-6AFI
Game 2: 6-2AFI

| | | | |
|--|---|--|--|
| <p>2</p>  <p>3</p>  | <p>Masonry Won 2-1</p> <p>Game 1: 7-3DEKE</p> <p>Game 2: 6-2WMM</p> <p>Game 3: 5-4WMM</p> | <p>1</p>  <p>2</p>  | <p>Masonry Lead 1-0</p> <p>Game 1: 7-6WMM</p> <p>Game 2: 5-5/13</p> <p>Game 3: 5-12 13**</p> |
|--|---|--|--|

'B-Bracket' (Losers Bracket)

| | | | |
|---|---|---|---|
| <p>5</p>  <p>8</p>  | <p>Phantoms won 2-0</p> <p>Game 1: 10-6PHIA</p> <p>Game 2: 14-2PHIA</p> | <p>5</p>  <p>7</p>  | <p>Phantoms won 2-0</p> <p>Game 1: 5-4 PHA</p> <p>Game 2: 5-2 PHA</p> |
| <p>6</p>  <p>7</p>  | <p>Bob's Won 2-0</p> <p>Game 1: 7-2BOBS</p> <p>Game 2: 5-3BOBS</p> | | |

in game two of the best-of-three series at Walker Ice & Fitness to take claim to the Division 2/Toilet Cup Championship. The trophy and/or championship holds very little importance to the Phantoms as this is in no-means a league championship like the team captured one season ago, but the Phantoms are proud of finishing the Winter 2012 season with an overall 13-11-0-1 record. The above .500 mark extended the Phantom's streak of above .500 play seasons to 15 dating back to the Summer of 2009. The Phantoms and Bob's Bar played two great games during the post season filled with intensity and passion. In the final match-up, both team's combined for 52 minutes in total penalty minutes. In the combined two games, the Phantoms were assessed with 44 total minutes, while Bob's Bar was ticketed for a combined 30 minutes. Chad Manning and Brad Zehr would each tally single goals for the Phantoms in the series-clinching game. The Phantoms would roll through the Toilet Cup post-season with a perfect 4-0 record and managed to outscore the Chillers and Bob's Bar by a combined 34-8 margin. On a combined post-season and regular season (25 total games), the Phantoms outscored their opponents 159-107, for a Woot-Specific goals against average of 4.28, goals scored average of 6.36 and a total goal differential of 52.

**SEASON #34 (WINTER 2012 ICE) GAME STATS:
STATS BASED ON EVERY GAME PLAYED**

| | |
|-------------------------|---------------------------------------|
| | 2012 Winter Sunday (Walker Ice) |
| Games Played: | 25 Games |
| Wins: | 13 Games |
| Goals For (GF): | 159 Goals |
| Goals Against (GA): | 107 Goals |
| Goal Differential (GD): | +52 Goals |
| Winning Percentage: | .520 |
| Ave. Goals/Game: | 6.36 Goals |
| Ave. GA/Game: | 4.28 Goals |
| Ave. GD/Game: | +2.08 |
| Phantoms Finish: | 5th (Out of 8 Teams) |

SEASON #34 (WINTER 2012) PLAYER TOTAL STATS:

COMBINED 25 GAME TOTALS

Finished 13-11-0-1

| | Goals | Assists | Points | PIM | Shots | Saves | S. % |
|--------------------|-------|---------|--------|-----|-------|-------|------|
| 35 Kevin Wootton | 2 | 2 | 2 | 0 | NA | NA | .000 |
| 4 Tim Vanoverloop | 13 | 0 | 2 | 0 | | | |
| 5 Matt Zehr | 5 | 7 | 20 | 6 | | | |
| 8 Todd Vanderlaan | 7 | 9 | 14 | 12 | | | |
| 10 Casey Rosenberg | 23 | 9 | 16 | 27 | | | |
| 14 Sean Wiert | 3 | 11 | 34 | 11 | | | |
| 15 Matt Mead | 7 | 15 | 18 | 14 | | | |
| 17 Brett Kopinski | 16 | 2 | 9 | 0 | | | |
| 18 Chad Manning | 14 | 9 | 25 | 4 | | | |
| 19 Kyle Clark | 5 | 16 | 30 | 18 | | | |
| 21 Brad Zehr | 19 | 3 | 6 | 4 | | | |
| 27 Nate Skoboda | 4 | 17 | 36 | 2 | | | |
| 44 Matt Myers | 13 | 1 | 5 | 0 | | | |
| 72 Keith Moorman | 2 | 14 | 27 | 30 | | | |
| 88 Trent Kik | 1 | 8 | 10 | 17 | | | |
| 87 Gordie Anderson | 3 | 1 | 2 | 0 | | | |
| 9 Nate Tyler | 0 | 9 | 12 | 14 | | | |
| 47 Chris Benedict | 2 | 2 | 2 | 12 | | | |
| 91 Andrew Erickson | 1 | 1 | 3 | 0 | | | |
| 3 Shawn DeBoer | 18 | 2 | 3 | 6 | | | |
| 44 Zach Brouwer | 1 | 10 | 28 | 14 | | | |
| 2 Dan Dobb | | 1 | 2 | 0 | | | |

Shots on Goal:

Phantoms: NA

Opponents: NA

Penalties:

Phantoms: 61 for 177 Min

Opponents: 60 for 148 Min

Scoring By Period:

| | x | PHA | OPP |
|-------|-----|-----|-----|
| 1st | 40 | 28 | |
| 2nd | 59 | 38 | |
| 3rd | 59 | 41 | |
| OT | 0 | 1 | |
| Total | 158 | 108 | |